

Product Data Sheet



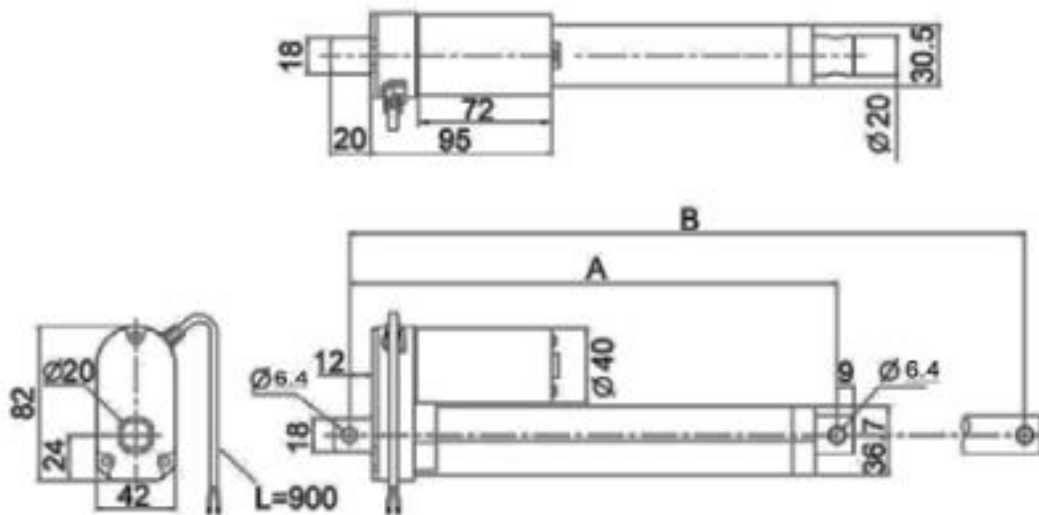
Standard Features:

- Compact design
- All aluminum frame and extension tube
- Nominal stroke lengths: 2" [50mm], 4" [100mm], 6" [150mm], 8" [200mm], 10" [250mm], 12" [300mm]
- Input voltage: 12VDC, 24VDC
- Standard gear ratio: 20:1 [other ratios available]
- Load range: 34 lbs. [150 Newtons] –to- 225 lbs. [1000 Newtons]
- Maximum current draw: 3.5 Amps @ 12 VDC
- Inrush current at maximum load: 4 amp @ 12 VDC, 2 amp @ 24 VDC
- Speed at no load: 0.28 in/sec [7 mm/sec] –to- 1.73 in/sec [43.6 mm/sec]
- Speed at full load: 0.26 in/sec [6.5 mm/sec] –to- 1.57 in/sec [40 mm/sec]
- Standard preset limit switches at both ends of stroke
- Mounting hole diameter (both ends): 1/4" [6.4mm]
- Duty cycle: 25% or 1 min continuous operation in 4 min.
- Working temperature: -13F [-25C] +149F [+65C]
- IP rating: IP65

Accessories:

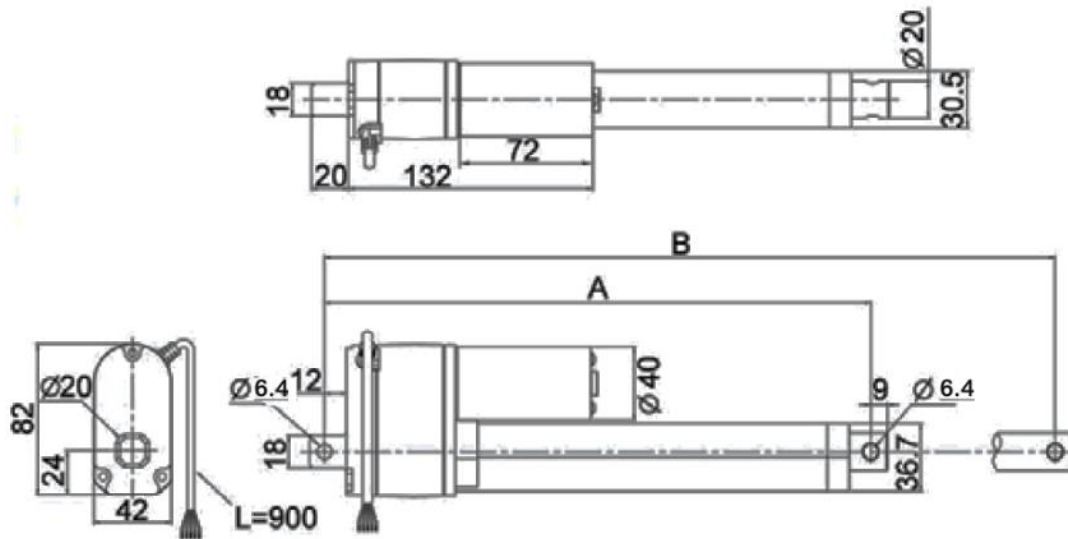
- Mounting brackets
- Direction reversing switches
- Wired and wireless controllers
- Direction reversing relays

Dimensions – Actuator Without Potentiometer



Nominal Stroke	2"		4"		6"		8"		10"		12"	
	in	mm	in	mm	in	mm	in	mm	in	mm	in	mm
Actual Stroke	1.97	50	3.94	100	5.91	150	7.87	200	9.84	250	11.81	300
Retracted Length (A)	6.22	158	8.23	209	10.24	260	12.24	311	14.25	362	16.26	413
Extended Length (B)	8.19	208	12.17	309	16.14	410	20.19	511	24.09	612	28.07	713

Dimensions – Actuator With Potentiometer

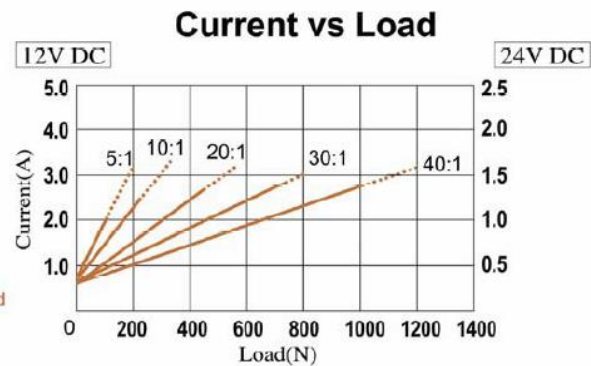
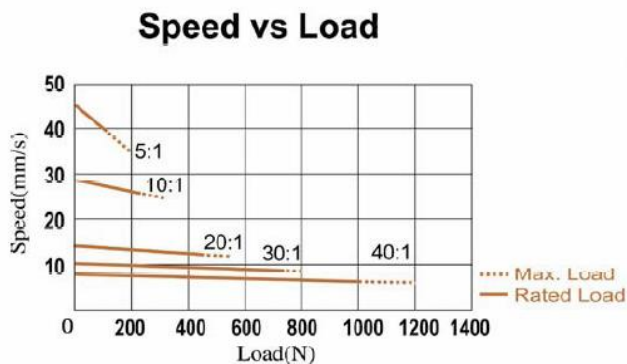


Nominal Stroke	2"		4"		6"		8"		10"		12"	
	in	mm	in	mm	in	mm	in	mm	in	mm	in	mm
Actual Stroke	1.97	50	3.94	100	5.91	150	7.87	200	9.84	250	11.81	300
Retracted Length (A)	7.68	195	9.69	246	11.69	297	13.70	348	15.71	399	17.72	450
Extended Length (B)	9.65	245	13.62	346	17.60	447	21.57	548	25.55	649	29.53	750

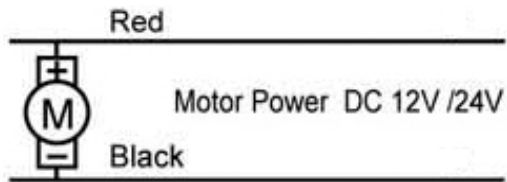
Performance Data

Gear Ratio	Max Load/Dynamic		Speed/No Load		Speed/Max Load	
	Lbs. [US]	Newtons	inches/sec	mm/sec	inches/sec	mm/sec
5:1	34	150	1.73	43.9	1.57	40.0
10:1	56	250	1.09	27.6	1.02	26.0
20:1	112	500	0.57	14.6	0.53	13.5
30:1	180	800	0.37	9.5	0.36	9.1
40:1	225	1000	0.28	7.0	0.26	6.5

Gear Ratio	Current (A)			
	No Load		Full Load	
	12 VDC	24 VDC	12 VDC	24 VDC
5:1	0.8	0.4	2.0	1.0
10:1	0.8	0.4	2.4	1.2
20:1	0.8	0.4	2.6	1.3
30:1	0.8	0.4	2.9	1.5
40:1	0.8	0.4	2.8	1.4



Electrical



Without Potentiometer


Red + // Black - : Extend

Red - // Black + : Retract

With Potentiometer

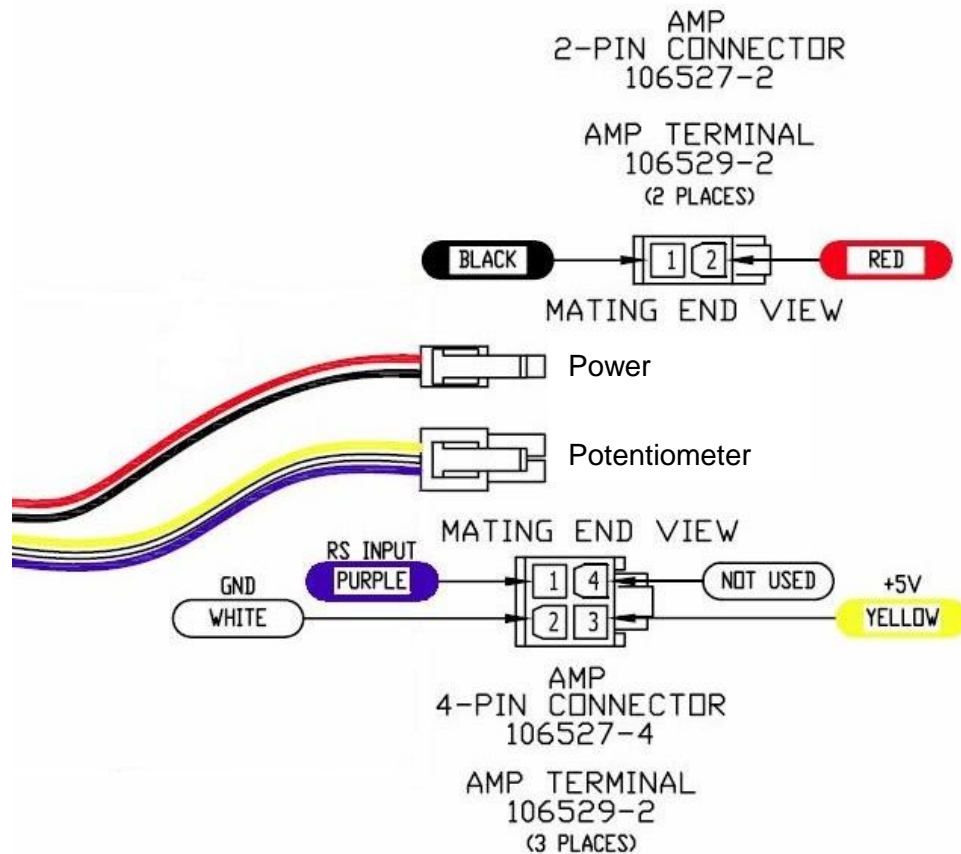
Red + // Black - : Retract

Red - // Black + : Extend



Value of POT	
Stroke (in / mm)	Resistance
1.97 / 50	0.3 – 9.3K
3.94 / 100	0.3 – 9.7K
5.91 / 150	0.3 – 8.6K
7.87 / 200	0.3 – 9.6K
9.84 / 250	0.3 – 9.3K
11.81 / 300	0.3 – 9.3K
Tolerance: +/- 0.3K	

Connector Wiring



Ordering Key

LACT ☐ ☐ - ☐ V - ☐ ☐

Standard Stroke (nominal) 2 : 2" [50mm] 4 : 4" [100mm] 6 : 6" [150mm] 8 : 8" [200mm] 10 : 10" [250mm] 12 : 12" [300mm] Additional stroke lengths available	Potentiometer P : Potentiometer Blank : No Potentiometer	Input Voltage 12 : 12 VDC 24 : 24 VDC	Gear Ratio 05 : 5:1 10 : 10:1 20 : 20:1 – Standard Gear Ratio 30 : 30:1 40 : 40:1 Not all gear ratios stocked
---	---	--	--

Options
 M = Metal pinion gear
 Q = Quiet gear set (plastic)

Terms of Use

The user is responsible for determining the suitability of Concentric International products for specific applications. Due to continuous development in order to improve its products, Concentric International products are subject to change without prior notice. Concentric International reserves the right to discontinue the sale of any products displayed on its website or listed in its catalog or other written materials drawn up by Concentric International.